



AZIZ HALIM KHAIR CHOUDHURY

Chartered Accountants

**INDEPENDENT AUDITORS' REPORT
TO THE BOARD OF TRUSTEES OF
TRANSPARENCY INTERNATIONAL BANGLADESH (TIB)**

We have audited the accompanying Financial Statements of Transparency International Bangladesh Chapter (TIB) as of 31 December 2010 and related Statement of Comprehensive Income and Receipts & Payments Statement for the year then ended. The preparation of these financial statements is the responsibility of the organization's management. Our responsibility is to express an independent opinion based on our audit.


We conducted our audit in accordance with Bangladesh Standards on Auditing (BSA). Those standards require that we plan and perform the audit to obtain reasonable assurance about whether the financial statements are free of material misstatement. An audit includes examining, on a test basis, evidence supporting the amounts and disclosures in the financial statements. An audit also includes assessing the accounting principles used and significant estimates made by management, as well as evaluating the overall financial statement presentation. We believe that our audit provides a reasonable basis for our opinion.

In our opinion, the financial statements, prepared in accordance with Bangladesh Accounting Standards (BAS), give a true and fair view of the state of the Organization's affairs as of 31 December 2010 and of the results of its operations for the year then ended and comply with the applicable laws and regulations.

We also report that:

- a) we have obtained all the information and explanations which to the best of our knowledge and belief were necessary for the purpose of our audit and made due verification thereof;
- b) in our opinion, proper books of account as required by law have been kept by the organization so far as it appeared from our examination of those books;
- c) the balance sheet and income and expenditure statement of the organization dealt with by the report are in agreement with the books of account.

15 February 2011
Dhaka


Aziz Halim Khair Choudhury
Chartered Accountants

CORPORATE OFFICE
"Baitul Mesbah"
Building # 02 (3rd & 4th Floor), House # 79
Road # 12A, Dhanmondi, Dhaka-1209
Tel: +88-02-9137092, 9145017, 9125638
8110206, 9121816, 044-73652177
Fax: +88-02-9137097
E-mail: mahalim@bdc.com.net

BARIDHARA OFFICE
House # 01 (3rd floor), Road # 07
Baridhara, Dhaka-1212
Tel: +88-02-8859169
Fax: +88-02-8859162
E-mail: alamkhair@yahoo.com
mahalim@bdc.com.net

CHITTAGONG OFFICE
538, Chandgaon R/A
Block-B, Road # 8A
P.O+PS: Chandgaon
Chittagong-4000
Tel: +880-31-2510964
Mobile: 01724-014431
E-mail: mahalim@bdc.com.net


LONDON OFFICE
Nawana House
37/A, Chamberlayne Road
Kensal Green, London Nw10 3NB,
London, UK,
Tel: 44 20 8960 9676
Fax: 44 20 8960 9677
E-mail: Globepart@aol.com,
mahalim@bdc.com.net

Aziz Halim Khair Choudhury
Chartered Accountants

TRANSPARENCY INTERNATIONAL BANGLADESH CHAPTER (TIB)
STATEMENT OF FINANCIAL POSITION
As at 31 December 2010

| Particulars | Notes | Amount in Taka | |
|--|-------|-------------------|-------------------|
| | | 2010 | 2009 |
| PROPERTY & ASSETS: | | | |
| Current Assets: | | 64,115,846 | 91,109,372 |
| Cash in Hand | 6 | 193,108 | 961,785 |
| Cash at Bank | 7 | 57,821,973 | 83,209,340 |
| Advances | 8 | 6,100,765 | 6,938,247 |
| Total: | | 64,115,846 | 91,109,372 |
| FUND & LIABILITIES: | | | |
| Current Liabilities | 9 | 16,176,249 | 25,345,607 |
| Fund Accounts: | | 47,939,597 | 65,763,765 |
| Balance as on 01-01-2010 | | 65,763,765 | 14,128,135 |
| Less: Balance of CCPPR fund refunded to UNDP | | - | 275,507 |
| | | 65,763,765 | 13,852,628 |
| Excess/(shortage) of fund | | (17,824,168) | 51,911,137 |
| Total: | | 64,115,846 | 91,109,372 |

Annexed notes form an integral part of this Balance Sheet.



Treasurer


Executive Director


Chairman

Signed in terms of our separate report of even date annexed.

February 15, 2011
Dhaka


Aziz Halim Khair Choudhury
Chartered Accountants

TRANSPARENCY INTERNATIONAL BANGLADESH CHAPTER (TIB)
STATEMENT OF COMPREHENSIVE INCOME
For the period from 01 January to 31 December 2010

| Particulars | Notes | Amount in Taka | |
|---|-------|---------------------|--------------------|
| | | 2010 | 2009 |
| Income: | | | |
| Grant | 10 | 213,948,085 | 241,342,061 |
| Membership Subscription | 11 | 30,100 | 25,100 |
| Other Income | 12 | 1,416,307 | 914,898 |
| A. Total Income: | | 215,394,492 | 242,282,059 |
| B. Expenditure: | | 233,218,660 | 190,370,922 |
| Making Waves (NIP Phase-II) Project | 13 | - | 27,270,572 |
| Paribartan - Driving Change Project | 14 | 227,005,635 | 156,231,430 |
| General Fund Expenses | 15 | 39,205 | 204,762 |
| Investigative Journalism Award | 16 | - | 100,000 |
| TI-CRINIS Project | 17 | - | 840,340 |
| EICVD-UNDP | 18 | 2,734,217 | - |
| EPT & CRC Project | 19 | - | 2,506,683 |
| FK Norway Exchange Programme | 20 | 2,491,537 | 1,283,628 |
| NGO Governance Programme | 21 | - | 979,680 |
| International Travel | 22 | 331,568 | 456,976 |
| Other Expenses | 23 | 616,498 | 496,851 |
| C. Excess/(Shortage) of fund (A-B) | | (17,824,168) | 51,911,137 |
| D. Total: | | 215,394,492 | 242,282,059 |

Annexed notes form an integral part of this Income & Expenditure statement.


Treasurer


Executive Director


Chairman

Signed in terms of our separate report of even date annexed.

February 15, 2011
Dhaka



Aziz Halim Khair Choudhury
Chartered Accountants

Aziz Halim Khair Choudhury
Chartered Accountants

TRANSPARENCY INTERNATIONAL BANGLADESH CHAPTER (TIB)
RECEIPTS AND PAYMENTS STATEMENT
For the period from 01 January to 31 December 2010

| Particulars | Amount in Taka | |
|--|--------------------|--------------------|
| | 2010 | 2009 |
| Inflow of funds: | | |
| Opening Balance: | 84,171,125 | 38,563,565 |
| Cash at Bank | 83,209,340 | 38,275,643 |
| Cash in Hand | 961,785 | 287,922 |
| Receipts: | 215,394,492 | 244,994,318 |
| Grant | 213,948,085 | 241,342,061 |
| MW fund transfered to PDC Project | - | 2,712,259 |
| Membership Subscription | 30,100 | 25,100 |
| Other receipts | 1,416,307 | 914,898 |
| Total: | 299,565,617 | 283,557,883 |
| Outflow of funds: | | |
| Project Expenditure: | | |
| Making Waves (NIP Phase-II) | - | 50,703,424 |
| Paribartan - Driving Change Project | 235,337,511 | 138,826,648 |
| General Fund | 39,205 | 204,762 |
| Investigative Journalism Award | - | 100,000 |
| CRINIS Project | - | 840,340 |
| EICVD-UNDP | 2,734,217 | - |
| ETP & CRC Project | - | 2,506,683 |
| FK Norway Exchange Programme | 2,491,537 | 1,283,628 |
| NGO Governance Programme | - | 979,680 |
| International Travel | 331,568 | 456,976 |
| Other Expenses | 616,498 | 496,851 |
| Balance of CCPPR fund refunded to UNDP | - | 275,507 |
| MW Fund Transferred to PDC Project | - | 2,712,259 |
| Total Expenditure: | 241,550,536 | 199,386,758 |
| CLOSING BALANCE: | 58,015,081 | 84,171,125 |
| Cash at Bank | 57,821,973 | 83,209,340 |
| Cash in hand | 193,108 | 961,785 |
| Total: | 299,565,617 | 283,557,883 |

Total:


Treasurer


Executive Director


Chairman

Signed in terms of our separate report of even date annexed.

February 15, 2011
Dhaka


Aziz Halim Khair Choudhury
Chartered Accountants

**TRANSPARENCY INTERNATIONAL BANGLADESH CHAPTER (TIB)
NOTES TO THE FINANCIAL STATEMENTS
FOR THE PERIOD FROM 01 JANUARY TO 31 DECEMBER 2010**

1.00 Background:

Transparency International Bangladesh Chapter (TIB) was established on 10 January 1996 as a Trust. It has a Board of Trustees. It will be the endeavor of TIB to set the anti-corruption agenda for Bangladesh. TIB would be a willing partner in seeing through the political and administrative reforms undertaken by the Government. TIB can be a catalyst in that process to transparency.

2.00 Affiliation and Registration:

TIB is a non-profit, non-governmental organization with the aim to counter corruption both in international business transactions and through its national chapters at national levels. The National Chapters of TIB are developing their own agenda in ways, which reflect the core value of TI. At present there are ninety-five National chapters. TIB was launched in 1996 and then started its activities in 1997 as a recognized chapter. It is currently registered with the NGO Affairs Bureau (No. 1301) dated 22.10.1998, renewed on 14.12.2004 and 20.08.2008.

3.00 TIB's projects:

The key objective of TIB's "Paribartan- Driving Change" Project is to advocate and promote greater transparency and accountability in public institutions and transactions to reduce costs of corruption for benefit of the poor. TIB has received Project approval and fund clearance from the NGO Affairs Bureau on November 06, 2008 (ref: ABBU/PRO-1/TIB/24-12/08-06, ref: ABBU/PRO-1/TIB/24-12/08-07) for the audited period. A Memorandum of Understanding was signed on June 25, 2008 with four donors, the UK Department for International Development (DFID), the Danish International Development Agency (DANIDA), The Swiss Agency for Development Cooperation and The Swedish International Development Cooperation Agency (Sida). The total budget for the project is Taka 1,372,848,000.00 for a five-year period (January 2009 to December 2013).

4.00 Significant Accounting Policies:

- a. In view of non-profit nature of the organization, Receipts and Payments Statement representing Grants for the stated object of TIB is shown as receipts and all expenditure including capital expenditure is shown as expenses.
- b. The financial Statements have been prepared on cash basis except the Outstanding Bills, Payable to staff against EL, Payable to staff against EOGB, Payable to staff against Provident fund and Payable to staff against Gratuity.
- c. Fixed assets are treated as expenditure and accordingly no depreciation charged on the project's assets.
- d. Figures have been throughout rounded off to the nearest Taka.
- e. Previous years' figures have been rearranged whenever it necessary to conform current years presentation.

5.00 Foreign Donation:

| Name of the Donor | Date of Receive | Bank name & Branch | Account type & No. | Amount (Taka) | Projects |
|-------------------|-----------------|----------------------------------|-------------------------------|---------------|--------------------|
| Sida | 05.07.10 | Standard Chartered, Banani Booth | Current Account 01-6271472-01 | 19,786,342.67 | PDC Project |
| Sida | 12.12.10 | Standard Chartered, Banani Booth | Current Account 01-6271472-01 | 22,933,313.75 | PDC Project |
| Total Sida | | | | 42,719,656.42 | |
| SDC | 02.05.10 | Standard Chartered, Banani Booth | Current Account 01-6271472-01 | 14,210,000.00 | PDC Project |
| SDC | 22.07.10 | Standard Chartered, Banani Booth | Current Account 01-6271472-01 | 14,210,000.00 | PDC Project |
| SDC | 25.10.10 | Standard Chartered, Banani Booth | Current Account 01-6271472-01 | 14,210,000.00 | PDC Project |
| SDC | 20.12.10 | Standard Chartered, Banani Booth | Current Account 01-6271472-01 | 14,210,000.00 | PDC Project |
| Total SDC | | | | 56,840,000.00 | |
| DFID | 24.03.10 | Standard Chartered, Banani Booth | Current Account 01-6271472-01 | 7,148,916.06 | PDC Project |
| DFID | 03.05.10 | Standard Chartered, Banani Booth | Current Account 01-6271472-01 | 8,280,273.09 | PDC Project |
| DFID | 30.08.10 | Standard Chartered, Banani Booth | Current Account 01-6271472-01 | 45,946,598.92 | MW Project |
| DFID | 24.11.10 | Standard Chartered, Banani Booth | Current Account 01-6271472-01 | 25,410,167.91 | MW Project |
| Total DFID | | | | 86,785,955.98 | |
| DANIDA | 18.04.10 | Standard Chartered, Banani Booth | Current Account 01-6271472-01 | 17,857,000.00 | PDC Project |
| Total DANIDA | | | | 17,857,000.00 | |
| FK NORWAY | 25.03.10 | Standard Chartered, Banani Booth | Current Account 01-6271472-01 | 838,810.88 | Exchange Programme |
| FK NORWAY | 27.07.10 | Standard Chartered, Banani Booth | Current Account 01-6271472-01 | 1,186,212.50 | Exchange Programme |
| FK NORWAY | 12.12.10 | Standard Chartered, Banani Booth | Current Account 01-6271472-01 | 1,207,434.92 | Exchange Programme |
| Total F.K NORWAY | | | | 3,232,458.3 | |
| UNDP | 25.04.10 | Standard Chartered, Banani Booth | Current Account 01-6271472-01 | 3,586,786.00 | EICVD Project |
| UNDP | 30.12.10 | Standard Chartered, Banani Booth | Current Account 01-6271472-01 | 1,103,040.00 | Citizen Charter |
| Total UNDP | | | | 4,689,826.00 | |

| | Amount in Taka | |
|--|-------------------|-------------------|
| | 2010 | 2009 |
| 6.00 Cash in Hand | | |
| General fund | 43,274 | 84,422 |
| Paribartan - Driving Change Project | 47,651 | 747,167 |
| Cash at CCC offices | 102,183 | 130,196 |
| | 193,108 | 961,785 |
| 7.00 Cash at Bank | | |
| Paribartan - Driving Change | | |
| Standard Chartered Bank | | |
| A/C # 01-6271472-01 | 66,189 | 915,675 |
| A/C # 01-6271472-02 | 11,637,618 | 8,603,195 |
| A/C # 01-6271472-03 | 392,442 | 260,927 |
| A/C # 01-6271472-06 | 759,476 | - |
| A/C # 02-6271472-01 | - | 20,837,414 |
| A/C # 02-6271472-02 | 22,147 | - |
| A/C # 02-6271472-03 | 14,243,962 | - |
| A/C # 02-6271472-04 | 7,014 | 24,156,341 |
| DBBL A/C # 103.110.19033 | 100,000 | - |
| Sonali Bank A/C No.33003921 | 3,559,183 | 9,466,696 |
| Cash at Bank -CCCs offices | 8,959,026 | 2,116,441 |
| General fund | | |
| Standard Chartered Bank | | |
| A/C # 01-6271472-04 | 1,219,169 | 369,447 |
| A/C # 01-6271472-05 | 3,014,554 | - |
| A/C # 02-1825232-01 | 2,610,625 | 3,587,442 |
| A/C # 01-1098829-01 | 1,071,161 | 197,564 |
| A/C # 18-1825232-01 | 100,230 | 177,230 |
| A/C # 18-1825232-02 | 3,299,272 | 12,497,063 |
| FDR (Gratuity Fund) | 6,700,000 | - |
| Cash at Bank -CCCs offices | 59,905 | 23,905 |
| | 57,821,973 | 83,209,340 |
| 8.00 Advances | | |
| A. Opening balance of office rent advance | 6,699,547 | - |
| Add: Paid for this period | 295,000 | 8,681,000 |
| Less: Adjusted during this period | 1,255,892 | 1,981,453 |
| Closing balance of office rent advance | 5,738,655 | 6,699,547 |
| B. Advance to Staff and suppliers | 281,110 | 213,700 |
| C. Advance to staff from Staff Welfare fund | 35,000 | 25,000 |
| D. Receivable from PDC | 46,000 | - |
| Closing Balance (A+B+c) | 6,100,765 | 6,938,247 |

| | Amount in Taka | |
|---|--------------------|--------------------|
| | 2010 | 2009 |
| 9.00 Current Liabilities | | |
| General fund | | |
| Outstanding Bills | 570,855 | 1,092,074 |
| UNDP-EIVCD Accrued Bill | 162,250 | - |
| FK Norway Accrued Expenditure | 28,727 | - |
| Payable to staff against EL | 3,105,111 | 3,759,294 |
| Payable to staff against Gratuity | 6,700,000 | 2,566,522 |
| Payable to staff against PF | - | 6,136,566 |
| Paribartan - Driving Change Project | | |
| Outstanding Bills | 269,017 | 11,664,392 |
| Payable to staff against EL | 5,136,963 | 31,248 |
| Payable to staff against Gratuity | 147,840 | 21,735 |
| Payable to staff against PF | 9,486 | 73,776 |
| Payable to GF | 46,000 | - |
| Total Current Liabilities | 16,176,249 | 25,345,607 |
| 10.00 Grant | | |
| Paribartan - Driving Change Project | | |
| The UK Department for International Development (DFID) | 86,785,956 | 65,435,582 |
| The Swiss Agency for Development and Cooperation (SDC) | 56,840,000 | 58,000,000 |
| The Swedish International Development Cooperation Agency (Sida) | 42,719,656 | 45,296,771 |
| The Embassy of Denmark(EoD) | 17,857,000 | 46,084,000 |
| Fund Adjustment (Sale of Old Asset) | 995,511 | - |
| Local Fund Received | 31,881 | - |
| Making Waves (NIP Phase-II) | | |
| The UK Department for International Development (DFID) | - | 21,757,883 |
| General fund | | |
| Square Pharmaceuticals Ltd. -IJ Award | - | 100,000 |
| GTZ | 49,185 | - |
| Other Projects | | |
| TI-Gender & Collocal | 44,612 | - |
| TI-CRINIS | - | 248,332 |
| TI-GCR | - | 34,618 |
| TI-Plain Language | - | 21,636 |
| TI-Humanitarian | - | 54,654 |
| UNDP-CCPPR | 1,103,040 | - |
| FK Norway Exchange Programme | 3,232,458 | 1,674,214 |
| Manusher Jonno (Seminar on Citizen Charter) | - | 29,000 |
| TI-NIS South Asia | - | 103,661 |
| NGO Governance Programme (BRAC, MJ, Oxfam) | - | 1,100,000 |
| TI-Secretariat | 281,000 | 196,094 |
| TI-Gender Audit | - | 308,920 |
| UNDP-EICVD | 3,586,786 | 896,696 |
| UNDP-IACD | 421,000 | - |
| Total Fund received | 213,948,085 | 241,342,061 |

| | Amount in Taka | |
|--|------------------|----------------|
| | 2010 | 2009 |
| 11.00 Membership subscription | | |
| Individual members | 10,100 | 20,100 |
| Life Members | 20,000 | 5,000 |
| | 30,100 | 25,100 |
| 12.00 Other Income | | |
| Bank Interest | 844,211 | 274,624 |
| Paribartan - Driving Change Project | | |
| Mother A/C | 127,791 | 21,088 |
| Sida | 110,578 | 87,856 |
| DANIDA | 251,632 | 7,681 |
| SDC | 53,875 | - |
| CCC bank interest | 33,950 | 1,552 |
| Making Waves (NIP Phase-II) | | |
| Sida | 23,171 | - |
| DFID-MW | - | 54,872 |
| CCC bank interest-MW | - | 1,572 |
| General fund | | |
| Staff Benefit Account | 154,418 | - |
| General Fund | 88,796 | 100,003 |
| Paribartan - Driving Change Project | | |
| Received from CCC for publication | - | 7,000 |
| Sale of old Newspaper | 29,202 | 17,249 |
| Sale of Scrap Items | 16,500 | - |
| Received against Photocopy | - | 204 |
| Received against Telephone | - | 854 |
| Received against Vehicle usages | - | 18,788 |
| Making Waves (NIP Phase-II) | | |
| Received against Insurance Premium | - | 115,387 |
| Received against expenditure | - | 56,476 |
| MW-Others | - | 92,093 |
| General fund | | |
| GF-Others | 38,794 | 43,533 |
| Sale of Publication | 13,692 | - |
| Compensation Received against damage of Computer | - | 2,041 |
| Received from Members against ID Card | - | 2,900 |
| Received against Vehicle usages | - | 2,115 |
| Sale of Old Newspaper | - | 16,881 |
| Sale of unused material | - | 2,400 |
| Sale of old Assets | 442,076 | - |
| Working Paper (KDNR) | 31,832 | - |
| Member Contribution for Aila Victim | - | 6,555 |
| Staff Contribution for Aila Victim | - | 190,569 |
| Received against expenditure | - | 65,229 |
| Total: | 1,416,307 | 914,898 |

| | | Amount in Taka | |
|--|--------|----------------|-------------------|
| | | 2010 | 2009 |
| 13.00 Making Waves : NIP Phase-II Project | | | |
| i) Committees of Concerned Citizens (CCCs) | (13.1) | - | 10,246,165 |
| ii) Advice and Information Centers (AICs) | (13.2) | - | 1,036,550 |
| iii) Research and Documentation Centre (RDC) | (13.3) | - | 3,475,456 |
| iv) Advocacy and Campaigning (AC) | (13.4) | - | 3,235,858 |
| v) Dhaka Cost Centre (DCC) | (13.5) | - | 9,276,543 |
| | | - | 27,270,572 |
| 13.1 Committees of Concerned Citizens (CCCs) | | | |
| a) Personnel | | | |
| Senior Programme Officers | | - | 508,187 |
| Programme Officers | | - | 1,130,188 |
| Assistant Programme Officers | | - | 2,445,172 |
| Support staff | | - | 828,970 |
| Overtime | | - | 176,990 |
| Group Insurance & Annual Leave | | - | 512,981 |
| End of contract benefit | | - | 1,125,320 |
| Total Personnel | | - | 6,727,808 |
| b) Travel (transport, food, subsistence etc.) | | - | 436,024 |
| c) Operating Cost | | | |
| Rent | | - | 522,100 |
| Utilities | | - | 60,382 |
| Telephone/Fax | | - | 142,462 |
| Postage | | - | 39,870 |
| Stationery/Supplies | | - | 134,245 |
| Internet Charge | | - | 187,408 |
| Books and periodicals | | - | 85,354 |
| Conveyance (local) | | - | 63,209 |
| Repairs & Maintenance | | - | 141,343 |
| Bank Charges | | - | 3,993 |
| Total Operating Costs | | - | 1,380,366 |
| d) Equipment | | | |
| Furniture | | - | 2,200 |
| Total Equipment | | - | 2,200 |
| e) CCC members' capacity building | | | |
| Workshops/seminars | | - | 1,112,052 |
| Volunteer & Members meeting | | - | 241,275 |
| Local Training for CCC Members | | - | 3,570 |
| Total CCC members capacity building | | - | 1,356,897 |

| | | Amount in Taka | |
|---|---|----------------|-------------------|
| | | 2010 | 2009 |
| f) | Staff Training | - | - |
| g) | Technical Support/Consultancy | | |
| | Printing & Publication | - | 333,640 |
| | Temporary field workers fees/Report card survey | - | 9,230 |
| | Total Technical support/consultancy | - | 342,870 |
| Total Committees of Concerned Citizens (a+b+c+d+e+f+g) | | - | 10,246,165 |
| 13.2 Advice and Information Centre (AIC) | | | |
| a) | Personnel | | |
| | Programme Officers | - | 115,351 |
| | Assistant Programme Officers | - | 379,619 |
| | Group Insurance & Annual Leave | - | 49,283 |
| | End of contract benefit | - | 92,822 |
| | Total Personnel | - | 637,075 |
| b) | Travel (transport, food, subsistence etc.) | - | 77,780 |
| c) | Operating Cost | | |
| | Rent | - | 127,800 |
| | Telephone/Fax | - | 66,798 |
| | ISP fees | - | 20,823 |
| | Postage | - | 4,307 |
| | Stationery/Supplies | - | 25,118 |
| | Books and periodicals | - | 16,886 |
| | Meeting expenses | - | 120 |
| | Conveyance (local) | - | 7,908 |
| | Total Operating Cost | - | 269,760 |
| d) | Equipment | | |
| | Furniture | - | 3,000 |
| | Total Equipment | - | 3,000 |
| e) | Technical Support/Consultancy | | |
| | Campaign/Publicity | - | 34,552 |
| | Fact sheet preparation | - | 1,300 |
| | Satellite AI-Desk | - | 13,083 |
| | Total technical support/consultancy | - | 48,935 |
| Total Advice and Information Centre (a+b+c+d+e) | | - | 1,036,550 |

13.3 Research and Documentation Centre (RDC)**a) Personnel**

| | | |
|--------------------------------|---|---------|
| Senior Research Officers | - | 323,138 |
| Research Officers | - | 943,815 |
| Assistant Research Officers | - | 613,053 |
| Research Assistants | - | 62,727 |
| Group Insurance & Annual Leave | - | 140,446 |
| End of contract benefit | - | 618,518 |
| Recruitment cost | - | 32,940 |

| | | |
|------------------------|---|------------------|
| Total Personnel | - | 2,734,637 |
|------------------------|---|------------------|

b) Travel (transport, food, subsistence etc.)

| | |
|---|---------------|
| - | 72,137 |
|---|---------------|

c) Publication and Presentation

| | | |
|---|---|---------|
| Report Printing | - | 73,150 |
| Presentation (seminars, Web site, etc.) | - | 246,299 |

| | | |
|---|---|----------------|
| Total Publication and Presentation | - | 319,449 |
|---|---|----------------|

d) Staff Training

| | |
|---|---|
| - | - |
|---|---|

e) Attending Regional & International Conferences

| | |
|---|---|
| - | - |
|---|---|

f) Technical Support/Consultancy

| | | |
|------------------------------------|---|---------|
| Diagnostic and analytical research | - | 148,719 |
| Other Research | - | 88,514 |
| University Fellowship | - | 112,000 |

| | | |
|--|---|----------------|
| Total technical support/consultancy | - | 349,233 |
|--|---|----------------|

Total Research Cost (a+b+c+d+e+f)

| | |
|---|------------------|
| - | 3,475,456 |
|---|------------------|

13.4 Advocacy and Campaigning (AC)**a) Personnel**

| | | |
|---|---|---------|
| Senior Programme/Advocacy Officers | - | 309,170 |
| Programme/Advocacy Officers | - | 845,534 |
| Assistant Programme/ Advocacy Officers | - | 309,261 |
| Advocacy Assistant/ Programme Organizer | - | 88,579 |
| Group Insurance & Annual Leave | - | 106,107 |
| End of contract benefit | - | 420,532 |
| Recruitment Cost | - | 32,940 |

| | | |
|------------------------|---|------------------|
| Total Personnel | - | 2,112,123 |
|------------------------|---|------------------|

| | Amount in Taka | |
|--|----------------|-----------|
| | 2010 | 2009 |
| b) Travel (transport, food, subsistence etc.) | - | 17,949 |
| c) Publication | - | 472,143 |
| d) Advocacy & Campaigning | | |
| Mobile theatre | - | 50,512 |
| TV spots demonstration | - | 25,514 |
| Concert/Musical Event | - | 276,755 |
| Total Advocacy & Campaigning | - | 352,781 |
| e) Advertisement & Award | | |
| Cartoon | - | 368 |
| Total Advertisement & Award | - | 368 |
| f) Staff Training | - | - |
| g) Seminar/workshops/FGD/meetings | | |
| Local Seminars/Workshops | - | 191,410 |
| Day Observance | - | 82,456 |
| Events for Youth | - | 6,628 |
| Total Seminar/workshops/FGD/meetings | - | 280,494 |
| Total Advocacy Costs (a+b+c+d+e+f+g) | - | 3,235,858 |
| 13.5 Dhaka Cost Centre | | |
| a) Personnel | | |
| Executive Director | - | 576,428 |
| Director - Administration & Finance | - | 352,897 |
| Senior Managers | - | 1,023,097 |
| Managers | - | 1,379,335 |
| Assistant Manager | - | 661,800 |
| Assistants | - | 109,938 |
| Drivers | - | 209,285 |
| Office Hands | - | 319,198 |
| Security Service | - | 21,144 |
| Overtime | - | 189,807 |
| Group Insurance & Annual Leave | - | 381,286 |
| End of contract benefit | - | 1,097,177 |
| Total Personnel | - | 6,321,392 |

| | Amount in Taka | |
|---|----------------|------------------|
| | 2010 | 2009 |
| b) Travel (transport, food, subsistence etc.) | - | 138,595 |
| c) Operating Costs | | |
| Office Rent | - | 659,500 |
| Utilities | - | 477,871 |
| Telephone/Fax | - | 179,939 |
| Broadband/Internet service | - | 91,313 |
| Postage | - | 49,154 |
| Printing | - | 213,712 |
| Stationery/Supplies | - | 201,253 |
| Books and periodicals | - | 41,507 |
| Vehicle hire | - | 6,536 |
| Fuel & Maintenance | - | 289,957 |
| Conveyance (local) | - | 8,585 |
| Repairs & Maintenance (Equipment & Furniture) | - | 64,133 |
| Repairs & Maintenance (Information Technology) | - | 151,955 |
| Audit Fees | - | 215,050 |
| Currency Exchange Loss | - | 1,277 |
| Bank Charges | - | 57,980 |
| Total Operating Costs | - | 2,709,722 |
| d) Equipment | | |
| Office Furnishing & Furniture | - | 4,300 |
| Audio Equipment Set | - | 9,000 |
| Fire fighting & Security Service equipment | - | 1,324 |
| Fax Machine | - | 283 |
| Insurance for equipment | - | 1,927 |
| Total Equipment | - | 16,834 |
| e) Staff Training | - | - |
| f) Attending TI AGM, International Conference by Trustees, CCC members, Staff members | - | - |
| Total TI International conference exp. | - | - |
| g) Technical Support & Consultancy | | |
| Advisor's/ Consultant's Honorarium | - | 90,000 |
| Total Technical Support & Consultancy | - | 90,000 |
| Total Dhaka Cost Centre (a+b+c+d+e+f+g) | - | 9,276,543 |

| | Amount in Taka | |
|--|--------------------|--------------------|
| | 2010 | 2009 |
| 14.00 Paribartan: Driving Change Project | | |
| i) Local Level Research and Campaigning (LLRC)(14.1) | 109,461,058 | 71,030,029 |
| ii) National Level Research and Policy (NLRP) (14.2) | 33,895,470 | 21,273,019 |
| iii) National Level Communication and Outreach (NLCO) (14.3) | 33,917,893 | 25,922,369 |
| iv) Institutional Strengthening and Programme Support (ISPS)(14.4) | 49,731,214 | 38,006,013 |
| | 227,005,635 | 156,231,430 |
| 14.1 Local Level Research and Campaigning (LLRC) | | |
| a) Personnel | | |
| Director Programme | 1,438,651 | - |
| Senior Programme Managers | 1,384,028 | 2,122,052 |
| Programme Managers | 8,497,683 | 6,639,395 |
| Area Managers | 19,859,682 | 12,934,628 |
| Assistant Programme Officers | 886,629 | 369,511 |
| Associates | 12,471,334 | 4,072,658 |
| Drivers | 866,865 | 528,180 |
| Office Assistants | 5,390,416 | 3,724,536 |
| Overtime | 850,608 | 483,243 |
| Recruitment cost | 153,110 | 283,575 |
| Total Personnel | 51,799,006 | 31,157,778 |
| b) Travel (transport, food, subsistence etc.) | 4,838,396 | 2,597,608 |
| c) Operating Cost | | |
| Operating Cost for CCC offices | | |
| Office Rent | 3,538,715 | 2,076,410 |
| Utilities | 290,203 | 144,140 |
| Telephone/Fax | 1,166,276 | 206,514 |
| Postage | 94,418 | 36,855 |
| Photocopy | 219,611 | 144,095 |
| Stationery/Supplies | 1,057,069 | 623,536 |
| Fuel & Maintenance | 353,557 | 53,325 |
| Books and Periodicals | 674,992 | 266,032 |
| Cleaning Service | 1,307,489 | 823,687 |
| Conveyance (local) | 315,343 | 205,367 |
| Repairs & Maintenance (F&E) | 263,741 | 264,972 |
| Bank Charges | 15,697 | 643 |

Aziz Halim Khair Choudhury
Chartered Accountants

| | Amount in Taka | |
|--|-------------------|------------------|
| | 2010 | 2009 |
| Operating Cost for Dhaka offices | | |
| Office Rent | 2,169,171 | 1,031,804 |
| Printing | 424,025 | 383,037 |
| Utilities | 147,132 | 409,209 |
| Telephone/Fax | 161,974 | 472,206 |
| Postage | 78,004 | 65,605 |
| Stationery/Supplies | 191,008 | 168,549 |
| Internet Service | 1,443,008 | 705,705 |
| Fuel & Maintenance | 626,739 | 284,586 |
| Vehicle Hire | 45,445 | 2,921 |
| Books and periodicals | 45,493 | 15,893 |
| Canteen Service | 17,665 | 11,594 |
| Cleaning Service | 33,941 | 16,399 |
| Conveyance (local) | 34,166 | 8,491 |
| Repairs & Maintenance (F&E) | 108,952 | 47,960 |
| Repairs & Maintenance (IT) | 122,597 | 199,288 |
| Security Service | 48,210 | 19,285 |
| Total Operating Costs | 14,994,641 | 8,688,108 |
| d) Equipment | | |
| Furniture & Equipment for CCCs | | |
| Motorcycles | 1,321,700 | 1,180,000 |
| Furniture & Fixture | 956,469 | 1,140,312 |
| Digital Recorder | - | 171,000 |
| IT Hardwares | 1,172,030 | 797,026 |
| Software | 486,551 | 1,230,898 |
| Telephone Line & Set | 36,180 | 123,338 |
| Mobile Phone Set | 1,560 | - |
| Bicycle | 32,190 | 4,800 |
| Generator/IPS | 165,535 | 1,139,100 |
| Digital Still Camera | 179,325 | 748,800 |
| Furniture & Equipment for Dhaka Office | | |
| Office Furnishing & Furniture | 275,058 | 2,465,336 |
| Vehicles | 5,391,492 | - |
| Fire Fighting & Security Service Equipment | 115,642 | 215,248 |
| Air Conditioners | - | 881,750 |
| IT Hardwares | 3,473,255 | 2,400,440 |
| Generator/IPS | 72,000 | 193,572 |
| Photocopier | 45,000 | - |

| | Amount in Taka | |
|--|--------------------|-------------------|
| | 2010 | 2009 |
| Video Camera | - | 15,580 |
| Network Installation | 986,110 | 902,569 |
| Insurance for Equipment | 50,610 | 32,984 |
| Total Equipment | 14,760,707 | 13,642,753 |
| e) Capacity Building of CCC, YES & Partners | | |
| Workshops/ Seminars | 1,104,720 | - |
| Convention | 4,167,513 | 6,859,109 |
| Total CCC members capacity building | 5,272,233 | 6,859,109 |
| f) Staff Training & Capacity Building | | |
| Staff Training & Workshops | 1,027,031 | 888,373 |
| Staff Convention | 954,132 | - |
| Staff Meeting (quarterly/monthly) | 321,916 | - |
| Total Staff Training & Capacity Building | 2,303,079 | 888,373 |
| g) Activity Cost | | |
| Issue Based Activity Cost | | |
| AI Desk & YES | 9,412,467 | 3,410,139 |
| Baseline Survey | 155,480 | 1,572,595 |
| Education | 1,005,448 | 530,000 |
| Health | 339,129 | 74,627 |
| Local Government | 541,777 | 238,917 |
| Other Activity Cost | 2,038,301 | 313,707 |
| Regular Activity Cost | 2,000,394 | 1,056,315 |
| Total Activity Cost | 15,492,996 | 7,196,300 |
| Total LLRC Cost (a+b+c+d+e+f+g) | 109,461,058 | 71,030,029 |
| 14.2 National Level Research & Policy | | |
| a) Personnel | | |
| Director | 1,450,883 | - |
| Senior Fellows | 2,372,240 | 1,641,523 |
| Fellows | 7,389,872 | 5,092,537 |
| Assistant Fellows | 7,697,831 | 5,616,089 |
| Drivers | 331,426 | - |
| Office Assistants | 606,813 | 407,447 |
| Overtime | 168,953 | 85,796 |
| Recruitment cost | 40,251 | 59,795 |
| Total Personnel | 20,058,269 | 12,903,187 |

| | Amount in Taka | |
|--|------------------|------------------|
| | 2010 | 2009 |
| b) Travel (transport, food, subsistence etc.) | 577,862 | 813,145 |
| c) Furniture & Equipment | | |
| Motorcycles | | |
| Office Furniture & Furnishing | 308,826 | 2,655,515 |
| Fire Fighting & Security Service Equipments | 219,110 | 394,890 |
| Digital Still Camera | - | 46,066 |
| Photocopier | 45,000 | - |
| IT Hardwares | 747,397 | 596,786 |
| Software | 207,979 | 572,091 |
| Generator/ IPS | 72,000 | - |
| Video Camera | - | 15,580 |
| Telephone Line & Set | 632 | - |
| PABX Set & System | 457 | - |
| Network Installation | 302,063 | 250,653 |
| Insurance for Equipment | 41,897 | 16,108 |
| Total Equipment | 1,945,361 | 4,547,689 |
| d) Operating Cost | | |
| Office Rent | 2,126,723 | 1,070,020 |
| Printing | 93,792 | 110,372 |
| Utilities | 161,550 | 431,415 |
| Telephone/Fax | 293,558 | 225,009 |
| Postage | 56,353 | 51,902 |
| Stationery/Supplies | 206,476 | 149,344 |
| Internet Service | 62,033 | 74,631 |
| Fuel & Maintenance | 439,203 | 217,115 |
| Vehicle Hire | 7,056 | 1,399 |
| Books and Periodicals | 59,009 | 25,924 |
| Cleaning & Canteen Service | 76,860 | 44,460 |
| Conveyance (local) | 48,251 | 7,000 |
| Repairs & Maintenance (F&E) | 121,822 | 63,455 |
| Repairs & Maintenance (IT) | 27,619 | 50,470 |
| Security Service | 48,358 | 19,264 |
| Total Operating Cost | 3,828,663 | 2,541,780 |
| f) Staff Training | | |
| Staff Training & Workshops | 258,965 | 185,105 |
| Staff Convention | 523,921 | - |
| Staff Meeting (quarterly/monthly) | 89,508 | - |
| Total Staff Training & Capacity Building | 872,394 | 185,105 |

| | Amount in Taka | |
|---|-------------------|-------------------|
| | 2010 | 2009 |
| i) Activity Cost | | |
| Diagnostic Study | 1,871,012 | 138,253 |
| Household Survey | 4,551,754 | - |
| NIS-Corruption Database | 108,804 | 3,800 |
| NIS-Court Watch | 16,000 | 1,210 |
| NIS-Parliament | 60,822 | 113,250 |
| NIS-Cross Country Research | 4,529 | 2,150 |
| NIS-Fact Finding | - | 23,450 |
| Total Activity Cost | 6,612,921 | 282,113 |
| Total NLRP Cost (a+b+c+d+e+f) | 33,895,470 | 21,273,019 |
| 14.3 National Level Communication & Outreach | | |
| a) Personnel | | |
| Director(O&C) | 1,940,020 | 1,087,063 |
| Senior Programme Manager | 1,497,397 | 1,605,829 |
| Programme Manager | 4,062,574 | 2,643,964 |
| Assistant Managers | 2,903,265 | 2,184,696 |
| Associate(O&C) | 217,932 | 134,738 |
| Drivers | 93,534 | - |
| Office Assistant | 674,350 | 486,458 |
| Overtime | 127,938 | 106,617 |
| Recruitment Cost | 55,369 | 34,336 |
| Total Personnel | 11,572,379 | 8,283,701 |
| b) Travel (transport, food, subsistence etc.) | 181,913 | 365,571 |
| c) Furniture & Equipment | | |
| Motorcycles | | |
| Office Furniture & Furnishing | 252,981 | 1,991,636 |
| Fire Fighting & Security Service Equipments | 115,642 | 205,247 |
| Vehicles | 2,490,364 | - |
| Photocopier | 90,000 | - |
| Air Conditioner | - | 2,010,390 |
| Digital Still Camera | - | 46,067 |
| IT Hardwares | 744,819 | 651,161 |
| Software | 146,612 | 362,707 |
| Generator/ IPS | 72,000 | - |
| Video Camera | - | 31,160 |

| | Amount in Taka | |
|---|------------------|------------------|
| | 2010 | 2009 |
| Telephone Line & Set | 790 | - |
| Mobile Phone Set | 1,960 | - |
| PABX Set & System | 457 | - |
| Network Installation | 290,656 | 235,933 |
| Insurance for Equipment | 41,898 | 12,273 |
| Total Equipment | 4,248,179 | 5,546,574 |
| d) Operating Cost | | |
| Office Rent | 2,011,490 | 840,738 |
| Printing | 122,442 | 183,060 |
| Utilities | 133,261 | 334,696 |
| Telephone/Fax | 154,175 | 158,124 |
| Postage | 93,422 | 63,118 |
| Stationery/Supplies | 178,040 | 137,189 |
| Internet Service | 100,768 | 98,755 |
| Fuel & Maintenance | 439,024 | 214,687 |
| Vehicle Hire | 7,366 | 1,462 |
| Books and Periodicals | 59,010 | 26,043 |
| Cleaning & Canteen Service | 81,693 | 46,106 |
| Conveyance (local) | 80,206 | 13,037 |
| Repairs & Maintenance (F&E) | 83,702 | 47,944 |
| Repairs & Maintenance (IT) | 18,783 | 42,022 |
| Security Service | 48,209 | 19,275 |
| Total Operating Cost | 3,611,591 | 2,226,256 |
| e) Staff Training | | |
| Staff Training & Workshops | 60,967 | 196,520 |
| Staff Convention | 583,010 | - |
| Staff Meeting (quarterly/monthly) | 86,312 | - |
| Total Staff Training & Capacity Building | 730,289 | 196,520 |
| f) Activity Cost | | |
| YES Friends&AI Desk | 1,304,310 | 437,118 |
| Day Observance | 139,170 | 15,115 |
| Education | 332,549 | - |
| Health | 332,553 | 255 |
| Investigative Journalism | 2,681,649 | 213,208 |
| Media Campaign | 2,576,247 | 4,533,431 |
| Membership | 89,017 | 85,980 |

| | Amount in Taka | |
|---|-------------------|-------------------|
| | 2010 | 2009 |
| Outreach Events | 1,971,032 | 2,683,148 |
| Press Conference | 274,567 | 42,996 |
| Publication | 2,988,963 | 1,287,284 |
| RTI | 852,238 | 5,212 |
| TS & CB of ACC | 31,247 | - |
| Total Activity Cost | 13,573,542 | 9,303,747 |
| Total NLCO Costs (a+b+c+d+e+f) | 33,917,893 | 25,922,369 |
| 14.4 Institutional Strengthening & Programme Support | | |
| a) Personnel | | |
| Executive Director | 4,151,429 | 2,390,468 |
| Director - Finance & Administration | 1,642,633 | 1,588,880 |
| Senior Managers(A&F, SMIT,SMT,SMG,SMHR) | 6,155,173 | 5,058,271 |
| Managers | 13,044,561 | 7,777,023 |
| Assistant Managers (A & F) | 5,208,104 | 3,790,479 |
| Associates (Front desk,Admin,IT) | 3,868,759 | 1,808,652 |
| Drivers | 917,575 | 673,115 |
| Office Assistants | 803,526 | 498,696 |
| Overtime | 816,378 | 337,428 |
| Recruitment cost | 149,428 | 106,154 |
| Total Personnel | 36,757,566 | 24,029,166 |
| b) Travel (transport, food, subsistence etc.) | 1,165,018 | 748,248 |
| c) Operating Costs | | |
| Office Rent | 4,587,672 | 892,019 |
| Utilities | 212,621 | 350,098 |
| Telephone/Fax | 401,204 | 282,531 |
| Broadband/Internet service | 157,103 | 133,092 |
| Postage | 77,110 | 66,023 |
| Printing | 284,308 | 172,661 |
| Stationery/Supplies | 210,546 | 192,153 |
| Books and periodicals | 30,404 | 13,387 |
| Vehicle hire | 1,535 | 306 |
| Cleaning & Canteen Service | 130,528 | 46,107 |
| Fuel & Maintenance | 660,507 | 366,244 |
| Conveyance (local) | 65,540 | 48,162 |
| Repairs & Maintenance (Equipment & Furniture) | 82,967 | 57,782 |
| Repairs & Maintenance (Information Technology) | 36,763 | 65,067 |

| | Amount in Taka | |
|---|-------------------|-------------------|
| | 2010 | 2009 |
| Security Service | 49,409 | 19,274 |
| Audit Fees | 140,450 | |
| Tax on Bank Interest | 54,388 | 11,662 |
| Tax on Project Fund | - | 88,483 |
| Bank Charges | 296,194 | 188,040 |
| Total Operating Costs | 7,479,249 | 2,993,091 |
| d) Equipment | | |
| Office Furnishing & Furniture | 164,445 | 2,445,996 |
| IT Hardwares | 1,058,677 | 1,819,129 |
| Network Installed cost | 333,249 | 625,425 |
| Software | 253,127 | 784,129 |
| Vehicles | - | 2,270,157 |
| Multimedia Projector | - | 171,500 |
| Digital Still Camera | - | 46,067 |
| Video Camera | - | 15,580 |
| Air conditioners | - | 634,860 |
| Mobile telephone with set | 11,630 | 30,650 |
| Generator/ IPS | 144,000 | - |
| Fire fighting & Security Service equipment | 158,247 | 264,865 |
| Telephone Line with Set | 14,379 | - |
| PABX set & system | 383,706 | 303,075 |
| Multimedia Projector | 75,000 | - |
| Insurance for equipment | 41,897 | 15,341 |
| Total Equipment | 2,638,357 | 9,426,774 |
| e) Staff Training | | |
| Staff Training & Workshops | 279,325 | 592,884 |
| Staff Convention | 583,394 | - |
| Staff Meeting (quarterly/monthly) | 134,047 | - |
| Attending TI AGM, International Conference | 82,677 | - |
| Total Staff Training & Capacity Building | 1,079,443 | 592,884 |
| f) Technical Support & Consultancy | | |
| Advisor's/Consultant's Honorarium | 611,581 | 215,850 |
| HR/Administrative Manuals | - | - |
| Staff Convention | - | - |
| Total Technical Support & Consultancy | 611,581 | 215,850 |
| Total ISPS (a+b+c+d+e+f) | 49,731,214 | 38,006,013 |

| | Amount in Taka | |
|---|------------------|------------------|
| | 2010 | 2009 |
| 15.00 General Fund Expenses | | |
| Tax on Interest | 26,638 | 15,487 |
| Tax Imposed on Project Fund | - | 169,302 |
| Member ID Card Expenses | 500 | 2,550 |
| Postage | 2,570 | 1,998 |
| Bank charges | 5,977 | 12,617 |
| Other expenses | 3,520 | 2,808 |
| Total: | 39,205 | 204,762 |
| 16.00 Investigative Journalism Award (Funded by Square Pharmaceuticals Ltd.) | | |
| Awards | - | 100,000 |
| Total: | - | 100,000 |
| 17.00 TI-CRINIS Project | | |
| Country Strategy Management | - | 226,519 |
| National Chapter Management | - | 50,183 |
| Research & Field Work | - | 563,638 |
| Total: | - | 840,340 |
| 18.00 EICVD-UNDP | | |
| Equipment | 189,386 | - |
| Overhead | 299,744 | - |
| Personnel | 151,600 | - |
| Programme Activity Cost | 2,093,487 | - |
| Total: | 2,734,217 | - |
| 19.00 EPT & CRC Project-UNDP | | |
| Personnel | - | 567,834 |
| Programme Cost | - | 1,403,022 |
| Operating Cost | - | 431,478 |
| Travel | - | 104,349 |
| Total: | - | 2,506,683 |
| 20.00 FK Norway Exchange Programme | | |
| Admin Host Partner | 167,734 | 59,361 |
| Admin Sending Partner | 78,941 | 35,298 |
| Allowance (Home Country) | 1,030,599 | 366,158 |
| Allowance (Host Country) | 344,282 | 250,613 |
| Audit | 40,000 | 20,000 |
| Departure Grant | 7,791 | 7,026 |
| Equipments | 2,222 | 75,000 |

| | | Amount in Taka | |
|--------------|---|------------------|------------------|
| | | 2010 | 2009 |
| | Housing | 330,476 | 213,283 |
| | Insurance | 9,127 | 12,232 |
| | Language Tuition Course | - | 27,380 |
| | Follow up | 48,300 | - |
| | Office Journey | 19,401 | - |
| | Meeting | 47,750 | - |
| | Set up Grant | 29,660 | 105,731 |
| | Travel (Home/host Country) | 2,090 | 37,306 |
| | Travel to/from work | 91,457 | 30,524 |
| | Travel to Pre Course | 241,487 | 43,716 |
| | Local Conveyance | 220 | - |
| | | 2,491,537 | 1,283,628 |
| 21.00 | NGO Governance Programme | | |
| | NGO Governance seminars | - | 979,680 |
| | | - | 979,680 |
| 22.00 | International Travel | | |
| | FK-Norway Nepal | - | 8,765 |
| | FK-Norway India | 38,053 | - |
| | FK-Norway Thailand | 4,440 | 127,459 |
| | Australia-TI | - | 116,446 |
| | Malaysia-TI | - | 52,342 |
| | Delhi-TI | 62,676 | - |
| | Rumania-TI | - | 56,477 |
| | Germany-TI | 159,015 | 39,815 |
| | Nepal-FK/TIN | - | 17,184 |
| | Vietnam-TI | 67,384 | 19,287 |
| | TI-Staff Dhaka visit | - | 19,201 |
| | Total: | 331,568 | 456,976 |
| 23 | Other Expenses | | |
| | Expenses against Relief for Aila Victims | 20,000 | 156,555 |
| | Expenses against Contribution of Staff fund | - | 37,960 |
| | Paid to MW project against Bank Interest | - | - |
| | Other Expenses | - | 45,939 |
| | Other Projects | | |
| | Collocal | 109,125 | - |
| | Gender Audit | 98,528 | 116,640 |
| | GTZ-Cartoon Exhibition | - | 49,185 |
| | Manusher Jonno-seminar of Citizen Charter | - | 29,000 |
| | TI-Plain Language Guide | - | 26,954 |
| | TI-GCR | - | 34,618 |
| | UNDP-IACD | 388,845 | - |
| | Total: | 616,498 | 496,851 |

Annexure-1

**PARIBARTAN-DRIVING CHANGE PROJECT
SCHEDULE OF CLOSING BALANCE OF CCC OFFICE**

| Sl# | Name of CCC | Cash in Hand | Cash at Bank | Total | Remarks |
|-----|-------------|--------------|--------------|------------|---------|
| 1 | Bagerhat | 501.00 | 268,987.00 | 269,488.00 | |
| 2 | B.Barua | 1,093.00 | 298,907.00 | 300,000.00 | |
| 3 | Chandpur | 620.00 | 282,824.00 | 283,444.00 | |
| 4 | Faridpur | 1,087.00 | 386,575.00 | 387,662.00 | |
| 5 | Gazipur | 96.00 | 269,300.00 | 269,396.00 | |
| 6 | Jhenaidah | 1,827.00 | 205,373.00 | 207,200.00 | |
| 7 | Khulna | 1,024.00 | 247,799.00 | 248,823.00 | |
| 8 | Madaripur | 702.00 | 204,974.00 | 205,676.00 | |
| 9 | Munshigonj | 5,867.00 | 190,695.00 | 196,562.00 | |
| 10 | Rajbari | 977.00 | 189,500.00 | 190,477.00 | |
| 11 | Savar | 3,178.00 | 243,162.00 | 246,340.00 | |
| 12 | Shatkhira | 2,723.00 | 288,485.00 | 291,208.00 | |
| 13 | Barguna | 1,904.00 | 263,435.00 | 265,339.00 | |
| 14 | Patuakhali | 603.000 | 253,672.00 | 254,275.00 | |
| 15 | Bogra | 49.00 | 246,582.00 | 246,631.00 | |
| 16 | Chittagong | 1,937.00 | 112,101.00 | 114,038.00 | |
| 17 | Patiya | 7,836.00 | 124,904.00 | 132,740.00 | |
| 18 | Chakaria | 5,000.00 | 70,676.00 | 75,676.00 | |
| 19 | Comilla | 7.00 | 120,413.00 | 120,420.00 | |
| 20 | Sylhet | 2,354.00 | 70,491.00 | 72,845.00 | |
| 21 | Sreemongal | 985.00 | 240,131.00 | 241,116.00 | |
| 22 | Sunamgonj | 3,777.00 | 36,620.00 | 40,397.00 | |
| 23 | Kishorgonj | 308.00 | 163,763.00 | 164,071.00 | |

Annexure-1

PARIBARTAN-DRIVING CHANGE PROJECT
SCHEDULE OF CLOSING BALANCE OF CCC OFFICE

| Sl# | Name of CCC | Cash in Hand | Cash at Bank | Total | Remarks |
|-----|------------------|-------------------|---------------------|---------------------|---------|
| 24 | Barisal | 1,007.00 | 107,094.00 | 108,101.00 | |
| 25 | Jhalkhati | 4,469.00 | 235,984.00 | 240,453.00 | |
| 26 | Pirojpur | 2,310.00 | 156,453.00 | 158,763.00 | |
| 27 | Jessore | 7,097.00 | 112,546.00 | 119,643.00 | |
| 28 | Gaibanda | 189.00 | 108,713.00 | 108,902.00 | |
| 29 | Nilphamari | 776.00 | 17,600.00 | 18,376.00 | |
| 30 | Dinajpur | 871.00 | 71,570.00 | 72,441.00 | |
| 31 | Chapai Nawabganj | 1,622.00 | 273,495.00 | 275,117.00 | |
| 32 | Jamalpur | 1,246.00 | 273,089.74 | 274,335.74 | |
| 33 | Kurigram | 2,565.00 | 227,694.00 | 230,259.00 | |
| 34 | Kushtia | 3,240.00 | 353,792.20 | 357,032.20 | |
| 35 | Lalmonirhat | 1,604.00 | 203,920.00 | 205,524.00 | |
| 36 | Madhupur | 22.00 | 310,531.00 | 310,553.00 | |
| 37 | Muktagachha | 3,510.00 | 279,203.00 | 282,713.00 | |
| 38 | Mymensingh | 2,755.00 | 164,282.00 | 167,037.00 | |
| 39 | Nalitabari | 3,448.00 | 252,204.00 | 255,652.00 | |
| 40 | Natore | 18,888.00 | 251,590.00 | 270,478.00 | |
| 41 | Rajshahi | 2,074.00 | 226,310.00 | 228,384.00 | |
| 42 | Rangpur | 35.00 | 253,586.00 | 253,621.00 | |
| 43 | Khagrachari | - | 100,000.00 | 100,000.00 | |
| 44 | Lakshmipur | - | 100,000.00 | 100,000.00 | |
| 45 | Rangamati | - | 100,000.00 | 100,000.00 | |
| | Total | 102,183.00 | 8,959,025.94 | 9,061,208.94 | |

Annexure-1.1

General Fund
SCHEDULE OF CLOSING BALANCE OF CCC OFFICE

| Sl# | Name of CCC | Cash in Hand | Cash at Bank | Total | Remarks |
|-----|------------------|--------------|---------------|---------------|---------|
| 1 | Bagerhat | - | 1,500 | 1,500 | |
| 2 | B.Barua | - | 1,500 | 1,500 | |
| 3 | Chandpur | - | 1,500 | 1,500 | |
| 4 | Faridpur | - | 1,500 | 1,500 | |
| 5 | Gazipur | - | 1,500 | 1,500 | |
| 6 | Jhenaidah | - | 1,500 | 1,500 | |
| 7 | Khulna | - | 1,500 | 1,500 | |
| 8 | Madaripur | - | 2,000 | 2,000 | |
| 9 | Munshigonj | - | 1,500 | 1,500 | |
| 10 | Rajbari | - | 2,000 | 2,000 | |
| 11 | Savar | - | 2,000 | 2,000 | |
| 12 | Shatkhira | - | 1,500 | 1,500 | |
| 13 | Chapai Nawabganj | - | 1,500 | 1,500 | |
| 14 | Jamalpur | - | 1,500 | 1,500 | |
| 15 | Kurigram | - | 1,500 | 1,500 | |
| 16 | Kushtia | - | 1,690 | 1,690 | |
| 17 | Lalmonirhat | - | 1,500 | 1,500 | |
| 18 | Madhupur | - | 1,500 | 1,500 | |
| 19 | Muktagachha | - | 1,500 | 1,500 | |
| 20 | Mymensingh | - | 2,000 | 2,000 | |
| 21 | Nalitabari | - | 2,000 | 2,000 | |
| 22 | Natore | - | 1,500 | 1,500 | |
| 23 | Rajshahi | - | 1,500 | 1,500 | |
| 24 | Rangpur | - | 1,500 | 1,500 | |
| 25 | Kishorgonj | - | 1,500 | 1,500 | |
| 26 | Sunamgonj | - | 1,500 | 1,500 | |
| 27 | Patiya | - | 2,767 | 2,767 | |
| 28 | Chakaria | - | 2,778 | 2,778 | |
| 29 | Sreemongal | - | 1,500 | 1,500 | |
| 30 | Jessore | - | 1,500 | 1,500 | |
| 31 | Sylhet | - | 1,500 | 1,500 | |
| 32 | Barisal | - | 1,500 | 1,500 | |
| 33 | Pirojpur | - | 1,500 | 1,500 | |
| 34 | Chittagong | - | 2,170 | 2,170 | |
| 35 | Comilla | - | 1,500 | 1,500 | |
| 36 | Jhalkhati | - | 1,500 | 1,500 | |
| | Total | - | 59,905 | 59,905 | |

