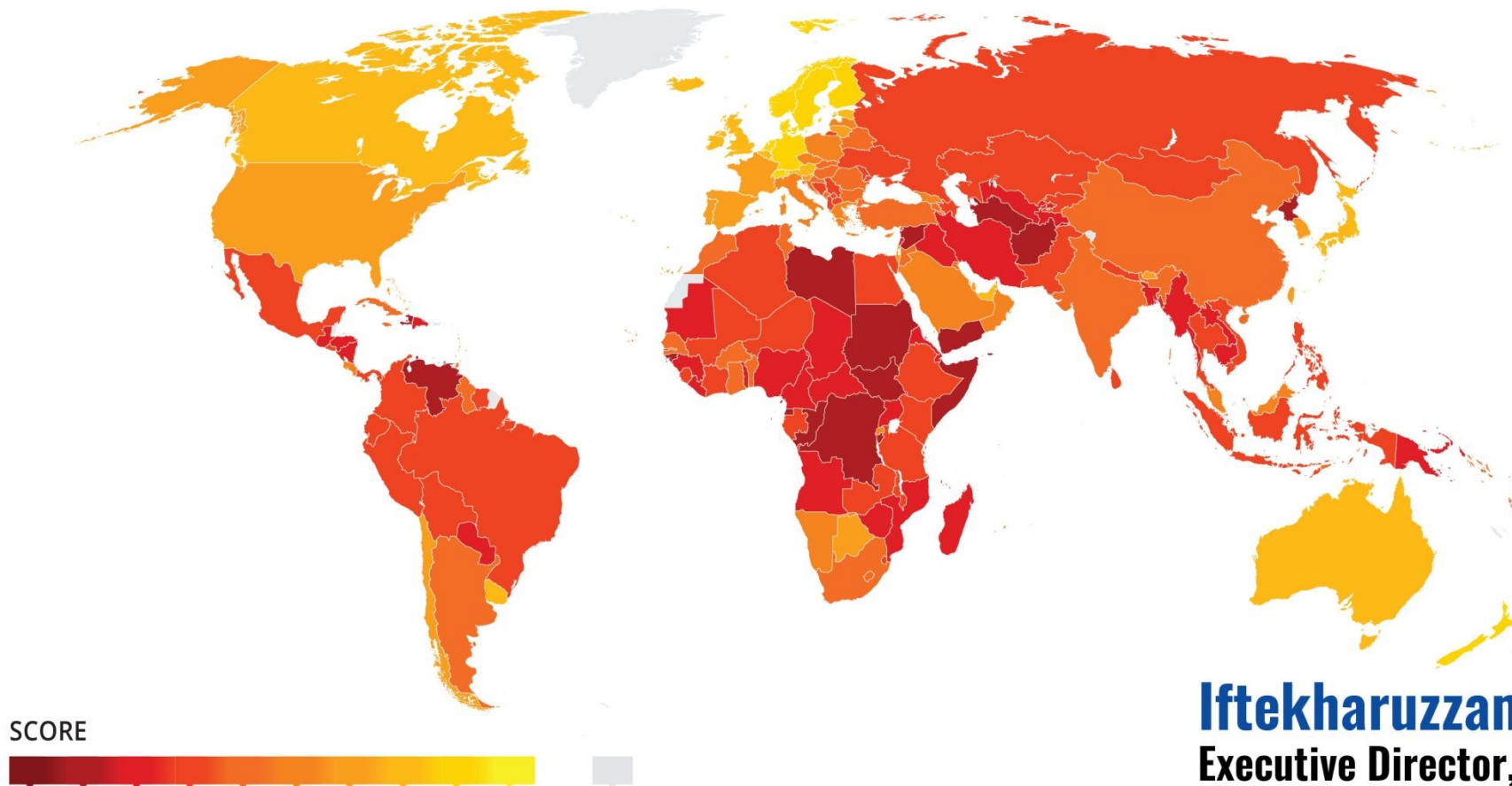


CORRUPTION PERCEPTIONS INDEX 2020



Iftekharuzzaman
Executive Director, TIB
Dhaka, 28 January 2021

Introducing Corruption Perceptions Index (CPI)

- TI's flagship research since 1995
- CPI - International comparison by score and rank in terms of perceived corruption, mainly in public sector, particularly:
 - bribery
 - use of public office for private gain
 - diversion of public funds
 - Nepotism in public sector appointments
 - State capture by narrow vested interest groups
- Mechanisms available for control of corruption: democratic accountability, enforcement of law and integrity institutions, prosecution of the corrupt, laws on financial disclosure, access to information, conflict of interest, legal protection for whistleblowers, media and others who report on corruption, civil society space
- Composite index, survey of surveys
- Bangladesh included in the index since 2001

Method

- Perception of resident and non-resident country experts & analysts; business analysts & investment analysts
- Rolling data for two years
- Minimum 3 international surveys are needed for a country to be included in the index.
- Only such data that allow comparative picture are considered
- *No nationally generated data including TIB research are included in CPI*
- Scale: 0-100

Method

- Produced by the Research team of TI-Secretariat based in Berlin
 - Co-calculated by:
 - Hertie School of Governance, German Institute for Economic Research
 - Charles University, Prague
- CPI 2020 methodology has been developed, calculated and verified by reputed researchers and experts of:
 - Department of Statistics and Political Science of Columbia University,
 - Methodology Institute, London School of Economics and Political Science,
- The CPI methodology has been certified as statistically and conceptually sound by the European Commission Joint Research Centre (JRC), which also audited it

CPI 2020 - Data Sources

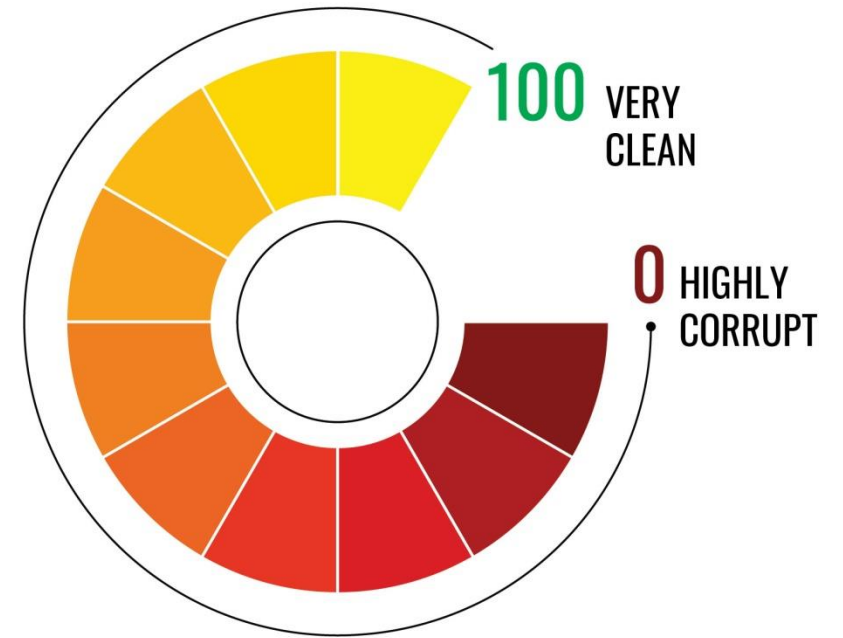
Surveys: 13 international surveys – rolling data

For Bangladesh – data from 8 surveys


- World Economic Forum - Executive Opinion Survey
- Economist Intelligence Unit - Country Risk Assessment
- World Justice Project - Rule of Law Index
- Political Risk Service (PRS) International Country Risk Guide
- Bertelsmann Foundation Transformation Index
- Global Insight Country Risk Ratings
- World Bank - Country Policy and Institutional Assessment
- Varieties of Democracy Project

Data period: *September 2018-October 2020*

CORRUPTION PERCEPTIONS INDEX 2020



SCORE



CORRUPTION PERCEPTIONS INDEX 2020



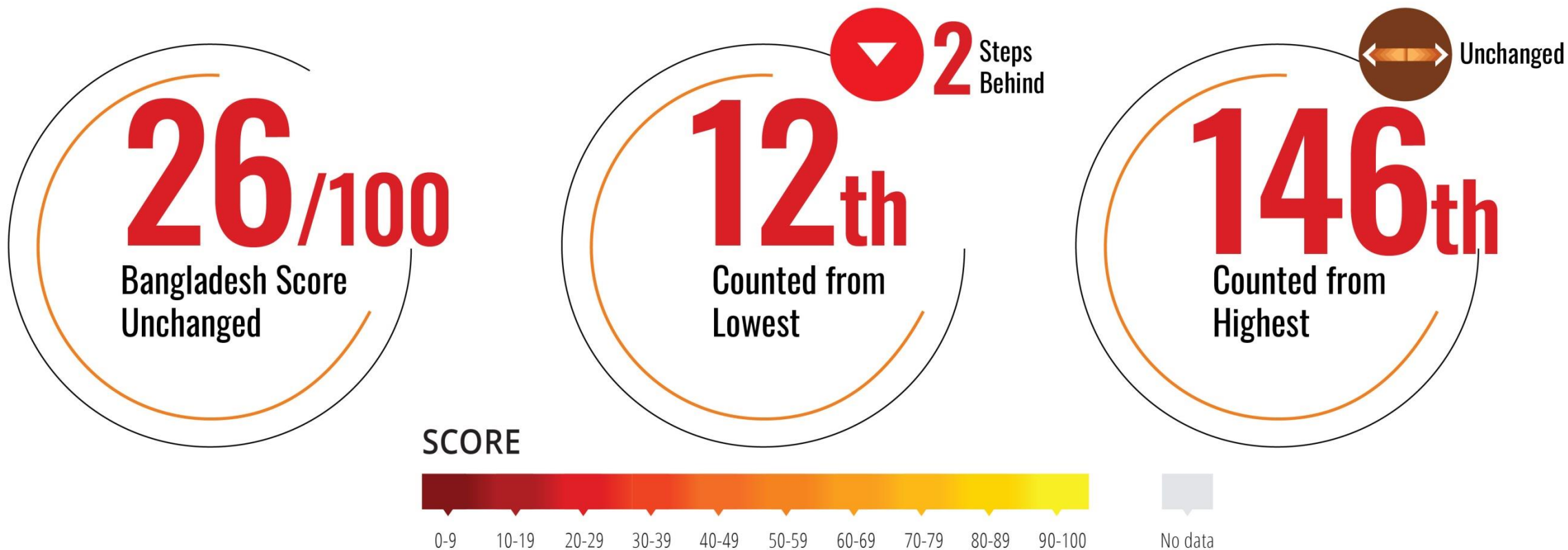
SCORE



No data

CORRUPTION PERCEPTIONS INDEX 2020

Bangladesh

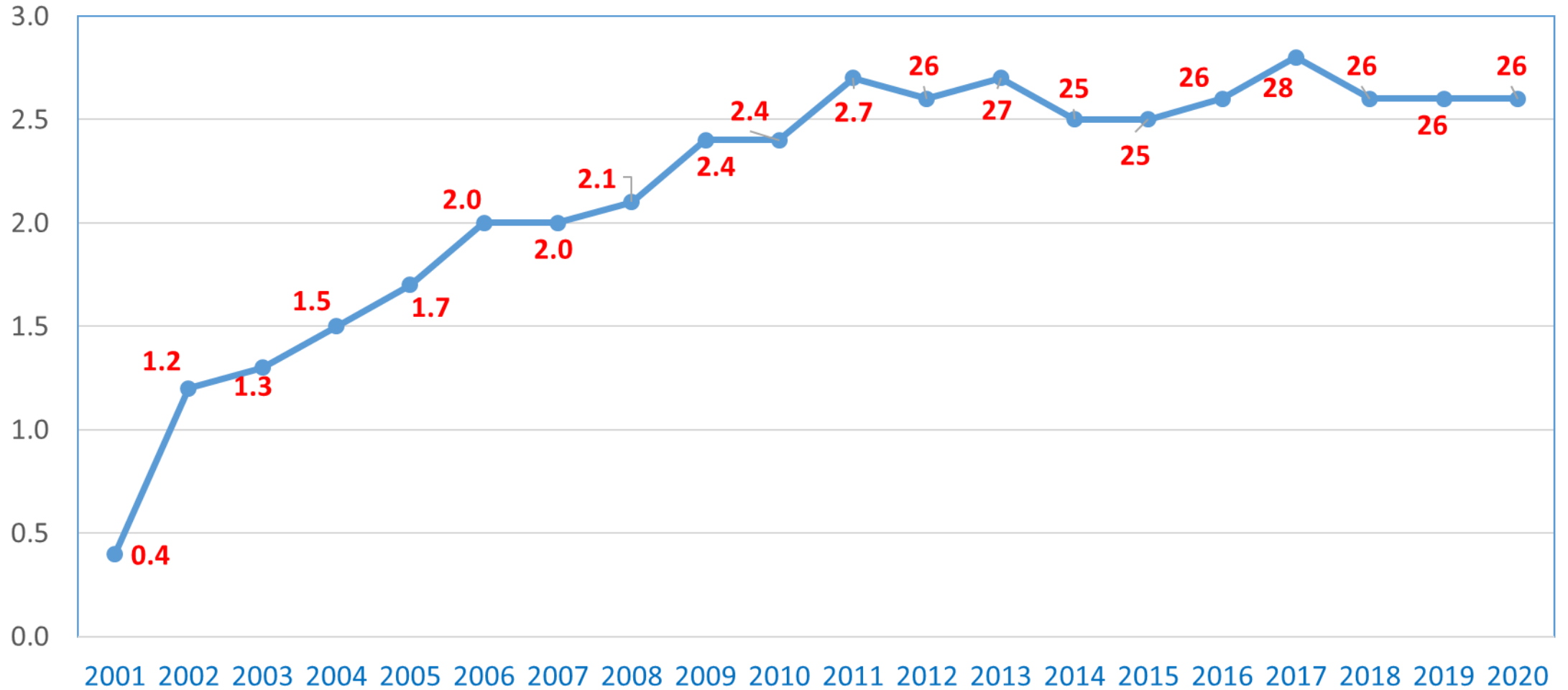


CPI 2020 - Results

- Bangladesh's score in 2020: 26 out of 100, same as 2019 and 2018
- Bangladesh's rank counting from top in 2020 is 146th among 180 countries, which remains same as in 2019
- Counting from below, Bangladesh is ranked at 12th from below, which is two steps lower than the 14th of CPI 2019
- The performance is disappointing – no improvement in score or ranking from top; significantly lower than 2019 in terms of ranking from below
- Among the eight South Asian countries Bangladesh remains 2nd lowest both in score and rank – better than only Afghanistan which has scored 19 and ranked 165th from top, three points higher than their last year's 16/173
- Bangladesh's ranking is the 4th lowest among 31 Asia-Pacific countries included in the index, better than only Cambodia, Afghanistan and North Korea
- Our South Asian neighbour Maldives has recorded the highest rise of score by record 14 points (43) and jumped to 75th position from top compared to 130th in 2019

Bangladesh: CPI Scores 2001-2020

Scale: 0-10 (2001-11); 0-100 (2012-20)



Rank from below: 2001-5 (lowest); 2006 (3); 2007 (7); 2008 (10); 2009 (13); 2010 (12); 2011 (13); 2012 (13); 2013 (16); 2014 (14); 2015 (13); 2016 (15); 2017 (17); 2018 (13); 2019 (14); **2020 (12)**

South Asia: CPI 2017-2020

Score: 0-100; Rank: from top

Country	CPI 2020		CPI 2019		CPI 2018		CPI 2017	
	Score (100)	Rank (180)	Score (100)	Rank (180)	Score (100)	Rank (180)	Score (100)	Rank (180)
Bhutan	68 →	24 ↑	68	25	68	25	67	26
India	40 ↓	86 ↑	41	80	41	78	40	81
Sri Lanka	38 →	94 ↓	38	93	38	89	38	91
Pakistan	31 ↓	124 ↓	32	120	33	117	32	117
Maldives	43 ↑	75 ↑	29	130	31	124	33	112
Nepal	33 ↓	117 ↓	34	113	31	124	31	122
Bangladesh	26 →	146 →	26	146	26	149	28	143
Afghanistan	19 ↑	165 ↑	16	173	16	172	15	177

*Among the South Asian countries only Bhutan and Maldives have so far scored 43, the global average.
Thus corruption in the region is a major challenge.*

CPI 2020 Results – The Top & the Bottom

Top 12			Bottom 12		
Country	Score	Rank	Country	Score	Rank
Denmark	88 (87)	1	Somalia	12 (9)	179
New Zealand	88 (87)	1	South Sudan	12 (12)	179
Finland	85 (86)	3	Syria	14 (13)	178
Singapore	85 (85)	3	Yemen	15 (15)	176
Sweden	85 (85)	3	Venezuela	15 (16)	176
Switzerland	85 (85)	3	Sudan	16 (16)	176
Norway	84 (84)	7	Equatorial Guinea	16 (16)	174
Netherlands	82 (82)	8	Libya	17 (18)	173
Germany	80 (80)	9	North Korea	18 (17)	170
Luxembourg	80 (80)	9	Haiti	18 (18)	170
Australia	77 (77)	11	Haiti	18 (18)	170
Canada	77 (77)	11	D R Congo	18 (18)	170

Note: Figures in parentheses are scores of 2019

CPI 2020 - Other notable high and low performers

Other high performers:
(score :70+)

UK (77), Hong Kong (77), Austria (76),
Belgium (76), Iceland (75), Estonia (75),
Japan (74), Ireland (72), UAE (71),
Uruguay (71)

*Notable low performers: France (69),
US (67), China (42), Russia (30),*

Some neighbours:

Malaysia (51), Indonesia (37), Vietnam
(36), Thailand (36), Philippines (34),
Myanmar (28), Laos (29)

Same level as Bangladesh & other
low performers

Same score as Bangladesh (26):
Central African Republic, Uzbekistan

Other low performers

Tajikistan (25), Nigeria (25), Mozambique
(25) Madagascar (25), Lebanon (25), Iran
(25), Guatemala (25), Cameroon (25),
Zimbabwe (24), Honduras (24), Nicaragua
(22), Iraq (21), Eritrea (21), Comoros (21),
Chad (21), Cambodia (21), Turkmenistan
(19), Guinea-Bissau (19), Congo (19),
Burundi (19),

CPI 2020 – Global highlights

- **No country has scored 100 percent**
- **121 countries of 180 (67.2%) scored below 50**
- **105 countries (58%) scored less than global average (43)**
- **Score declined in 48 (27%) countries**
- **Score increased in 62 (34%) countries**
- **Score remained same in 70 (39%) countries**

CPI 2020 - Bangladesh Highlights Recap

- Score: 26 out of 100
- 2020 score is same as 2019
- Rank:
 - Counting from top Bangladesh is 146th – same as in 2019;
 - Counting from below 12th or 2 steps lower than 2019 (14th)
- Among South Asian countries Bangladesh remains the second worst – better than only Afghanistan, which is the 7th lowest in the global list. Maldives (14+) and Afghanistan (3+) are among the top gainers this year
- Bangladesh is the 4th lowest among 31 Asia-Pacific countries
- Bangladesh was earlier placed at the very bottom in 2001-2005. Then in 2006 3rd, in 2007 (7), 2008 (10), 2009 (13), 2010 (12), 2011 (13), 2012 (13), 2013 (16), 2014 (14), 2015(13), 2016 (15) , 2017 (17), 2018 (13), 2019 (14th), 2020 (12th)
- *The performance is disappointing - no improvement in score or ranking counted from the top; but significant decline in ranking counted from below.*

Factors behind the disappointing result

- Failure of high-profile anti-corruption pledge to be transformed into reality
- Erosion of political integrity and linkage of politics with abuse of power, corruption and criminality
- Dysfunctionality of key institutions of accountability and sustained impunity
- Policies and actions increasingly detached from public interest reflecting pervasive conflict of interest; political and government position increasingly taken as a license for personal enrichment
- Continued exposure of widespread corruption, especially scandalous corruption in the health sector during the Covid-19 crisis
- High-profile corruption rarely brought to justice; Deficit in effectiveness of ACC especially in terms of accountability of the “big fish”
- State capture, especially in financial and banking sector ravaged by loan default and fraud; political control of public contracting
- Shrinking media and civil society space, restrictions of freedom of speech, deficit of tolerance of disclosure, reporting and dissent

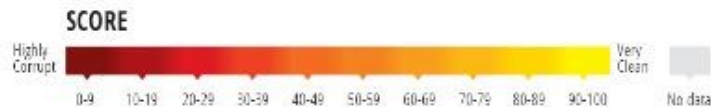
Way forward to improve performance in CPI

- Effective delivery of PM's declaration of zero tolerance against corruption without fear or favour
- Effectively challenge impunity and bring the corrupt to justice irrespective of status or identity
- Paradigm shift in political culture free from treating political and public position as license to personal gains – effective control of business relation of the publicly exposed persons with the state
- Legal provisions to transparently manage conflict of interest and beneficial ownerships
- Effective institutions of accountability – professional integrity and impartiality of ACC, public service, administration and law-enforcement agencies free from partisan political influence
- Banking and financial sector transparency – join international standards for automatic data sharing of all financial transactions
- Robust access to information, faster, wider and deeper digitization
- Increased space for citizens, media, civil society, NGOs for effective voice and demand for accountability



CORRUPTION PERCEPTIONS INDEX 2020

The perceived levels of public sector
corruption in 180 countries/territories
around the world.



Thank you

#cpi2020

www.transparency.org/cpi

This work from Transparency International (2020) is licensed under CC BY-ND 4.0